

Recreation and Parks

Public Budget Meeting
January 29th and 30th, 2008



San Francisco Recreation & Parks

Agenda

- Introduction
- Overview of RPD's Budget
- Challenges for '08 – '09 Budget
- Questions and Community Input



Budget Overview



Sources of Funds '06 - '07 vs. '07 - '08

Special Fund Revenue

Golf	12.4 Million	12.7 Million
Marina Yacht Harbor	1.9 Million	3.7 Million
Open Space Fund	34.1 Million	38.1 Million
Revenue Bonds	25.0 Million	13.3 Million
Other	7.7 Million	8.7 Million
Total	\$81.3 Million	\$76.4 Million



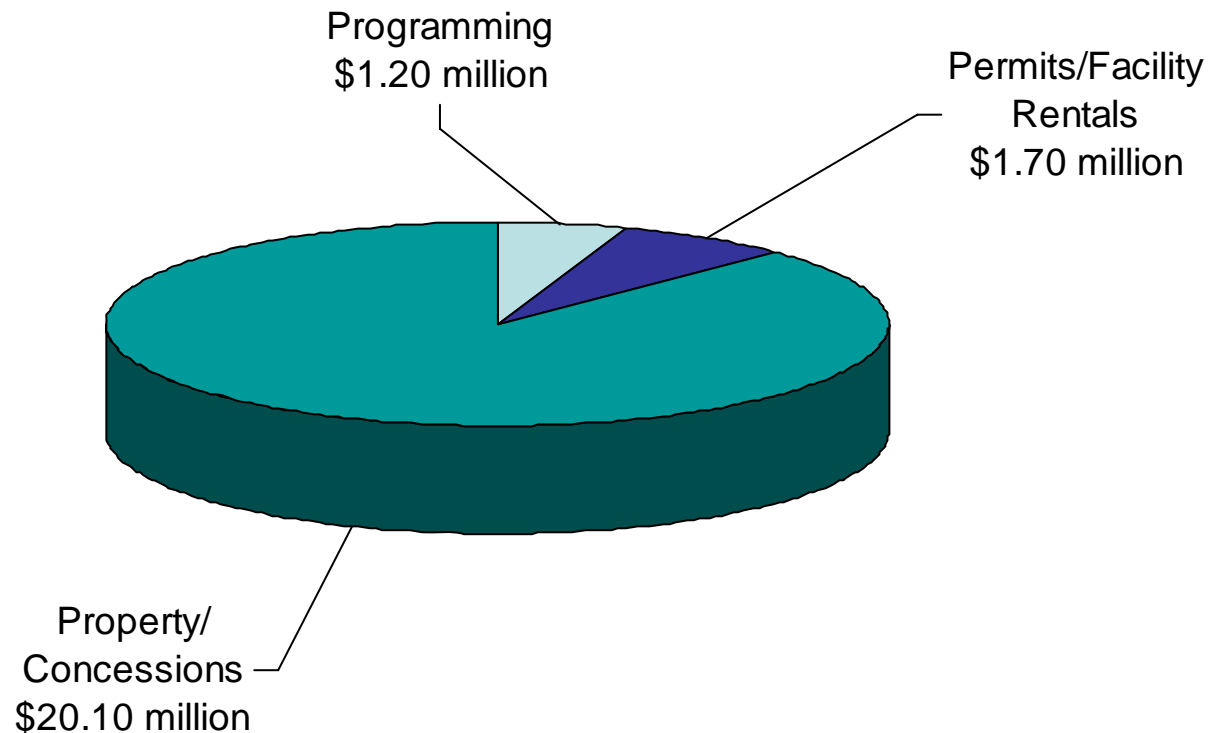
Sources of Funds '06 - '07 vs. '07 - '08

General Fund Revenue

Garages	8.2 Million	8.5 Million
Program Fees	1.2 Million	1.2 Million
Concessions & Citywide Rentals	7.7 Million	5.9 Million
Permits & Facility Rentals	1.6 Million	1.7 Million
Monster Park	6.8 Million	5.6 Million
General Fund Support	44.7 Million	46.8 Million
Total	\$ 70.2 Million	\$69.7 Million



RPD Generates \$23 million in General Fund Revenue



Clear Revenue Sources

Over 75% of RPD General Fund revenue comes from four sources:

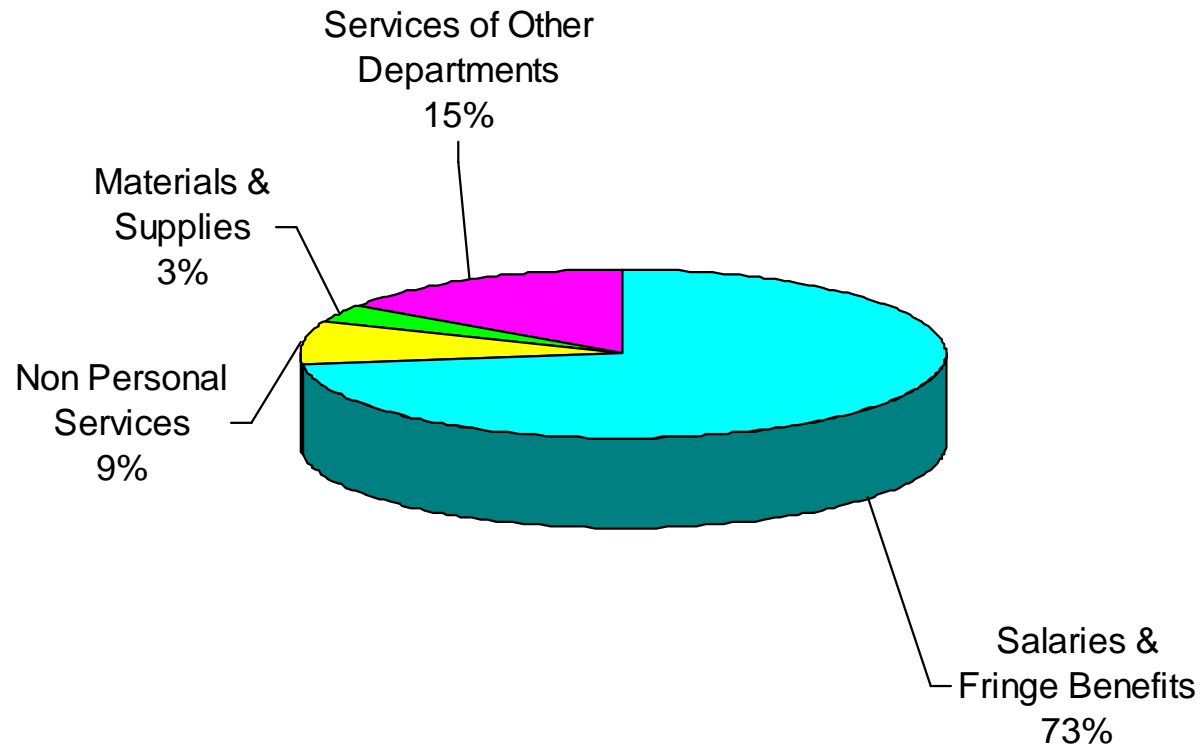
Garages - \$8.5 million
Stadium - \$5.6 million } **61%**

Camp Mather - \$1.9 million
Tea Garden - \$1.6 million } **15%**

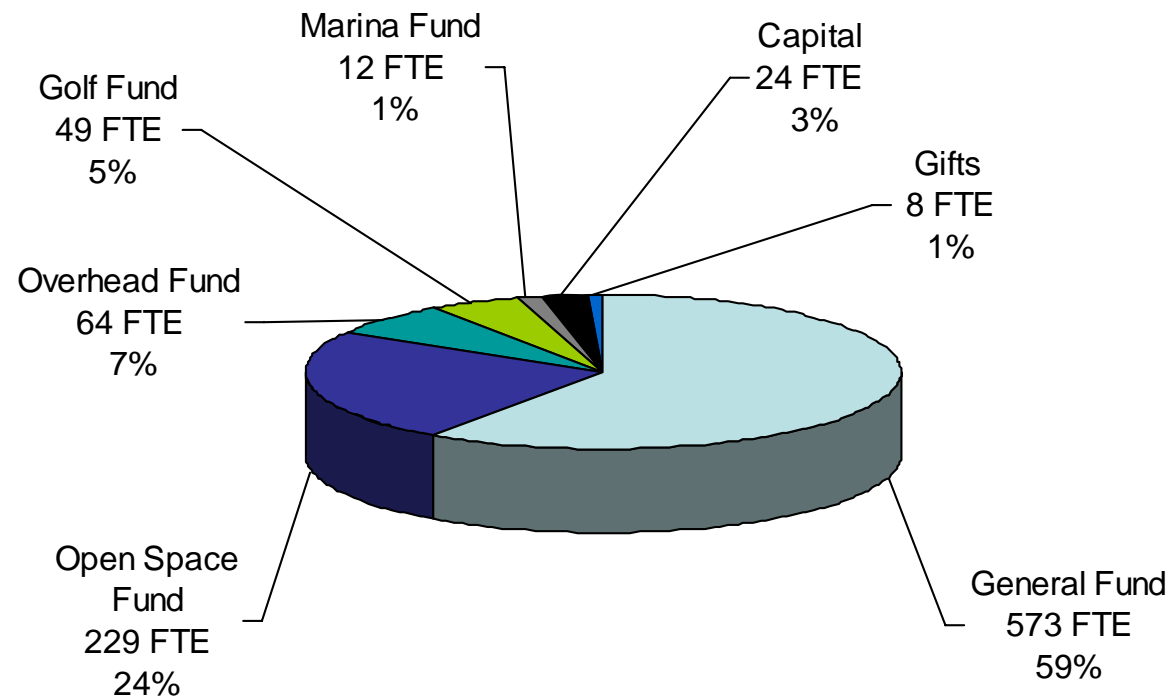


'07 –'08

Operating Expenditures



'07 – '08 Staffing Where are the Positions?



RPD Staffing

What are the Positions?

Gardeners and Gardener Supervisors	346*
Custodians and Custodial Supervisors	107
Recreation and Recreation Supervisors	211
Aquatics	40
Structural Maintenance	141
Urban Forestry	28
Park Patrol	26
Administration	65

*FTE Counts Assume No Attrition

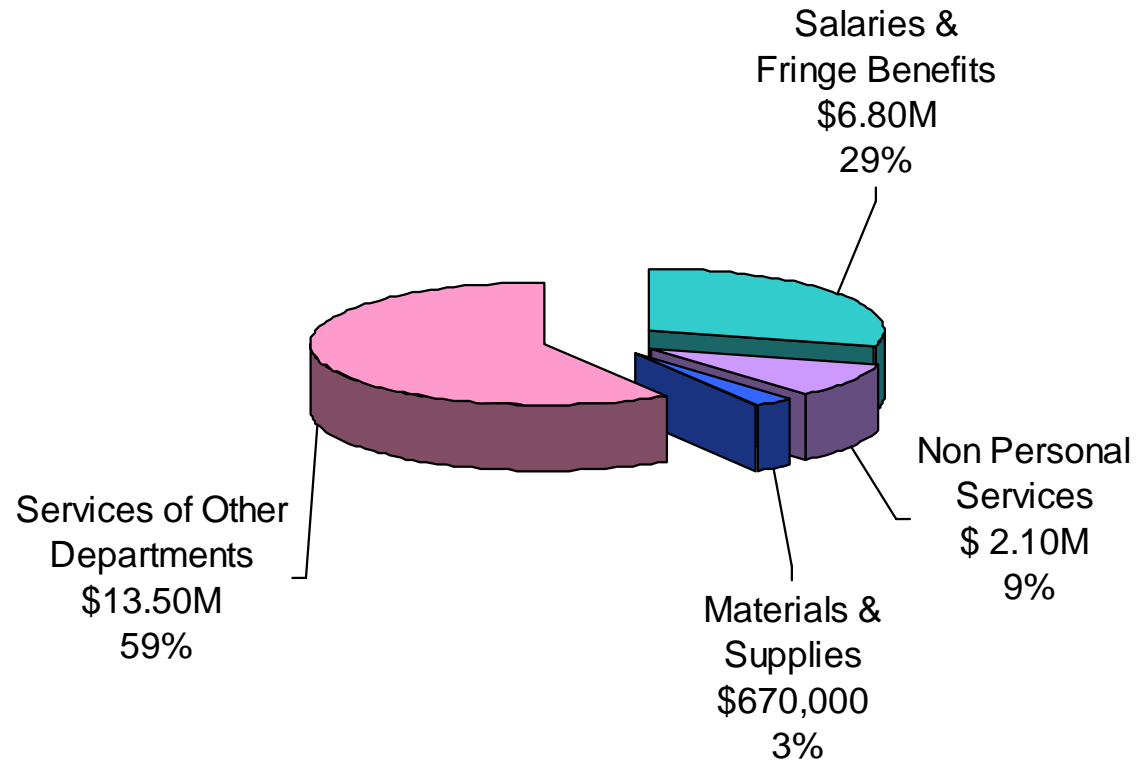


'07 – '08 Non-salary Budget

	M&S	Services
General Fund	\$1.70M	\$1.60M
Open Space	\$360,000	\$170,000
Golf Fund	\$380,000	\$4.60M
Marina Fund	\$100,000	\$20,000



'07 – '08 Overhead Fund



Overhead Fund Work Order Summary

Seven Largest Work Orders

- o Workers' Comp \$2.7 million
- o Light Heat & Power \$2.5 million
- o Water \$1.5 million
- o Sewer \$1.3 million
- o Central Shops \$2.1 million
- o DTIS \$1.3 million
- o City Attorney \$1.1 million



Challenges for 2008 - 2009



Gloomy Outlook for '08 – '09

Revenues

Loss of '07-'08 Starting Balance and One-Time Sources	(\$110M)
'08-'09 Revenue Growth	\$119M
Revenue Projection	\$9M

Expenditures

MOU Costs/Annualization of Positions	(\$111M)
Health and Dental, Pension and Other Benefits	(\$22M)
Mandated Spending Requirements	(\$44M)
New Muni Spending Requirement	(\$28M)
Other Operating Costs	(\$34M)
Expenditure Projection	(\$238M)

'08-'09 Shortfall Projection (\$229M)



Mayor's Budget Instructions

- 1.) Freeze non-essential hiring
- 2.) Propose expenditure reductions or revenue enhancements that reduce General Fund support by 8% = **\$3.4 million**
- 3.) Submit a contingency reduction plan equal to 5% of General Fund support = **\$2.1 million**



'08 – '09 General Fund Budget Challenge

Reduce GF support by 8%	\$3.4M
Propose 5% in additional reductions	\$2.1M
Absorb all non-salary cost increases	\$350,000
Total	Still Unknown



Balancing the Budget

Property Management Revenue

Certain

- Japanese Tea Garden fee increase \$325,000
- Another Planet concert permit fee \$150,000
- Coit Tower elevator fee increase

Potential

- Stadium \$260,000
- Exploratorium
- Beach Chalet



Balancing the Budget Program Revenue

Existing Program Fee Growth

- Aquatics **\$75,000**
- Reviewing recreation programming generally, including a fee increase to Day Camps

New Program Fees

- Futsol
- Seven a Side Soccer
- Women's Volleyball
- Women's Basketball
- Tennis



Balancing the Budget Expenditures

Eliminate 40 – 50 vacant, funded positions from the General Fund
~ \$3.0 million

- Why:
 - Meets the Mayor's reduction target and avoids layoffs
 - Reduces the amount of overhead that the General Fund must bear
 - General Fund currently carries a 14 percent rate of attrition
- Which positions:
 - Gardeners ~ 30 to 35
 - Structural Maintenance ~ 6 to 10
 - Administration ~ 4 to 5



'08 – '09 Budget Changes

- Position changes among Neighborhood Service Areas to reflect NSA staffing patterns more accurately
- Non-salary budgets developed directly by operations staff for the first time
- Creating expenditure budgets for Futsol, Seven a Side, women's athletics and tennis



Preliminary Contingency Plan Ideas

- Eliminate General Fund subsidy to Golf Fund
- Charge for overnight parking at recreation facilities similar to SFUSD
- Clubhouse rentals for birthday parties/other events
- New recreation programming including fitness bootcamps and programming for dogs and their people



'08 – '09 Budget Timeline

January 17	Initial budget presentation to Commission
January 29, 30	Public Budget Meetings
February 6	PROSAC presentation
February 7	Second budget presentation to Commission
February 21	Commission approves budget
February 21	Budget due to Mayor's Office
June 1	Mayor submits budget to Board of Supervisors



Budget Information on Website

www.parks.sfgov.org

- Budget and Financial Information
 - Budget Process Fiscal Year 2008-2009
 - **Recreation and Park Commission Presentations**
 - **Recreation and Park Department Efficiency Plan**



Questions and Community Input



Thank You



San Francisco Recreation & Parks