

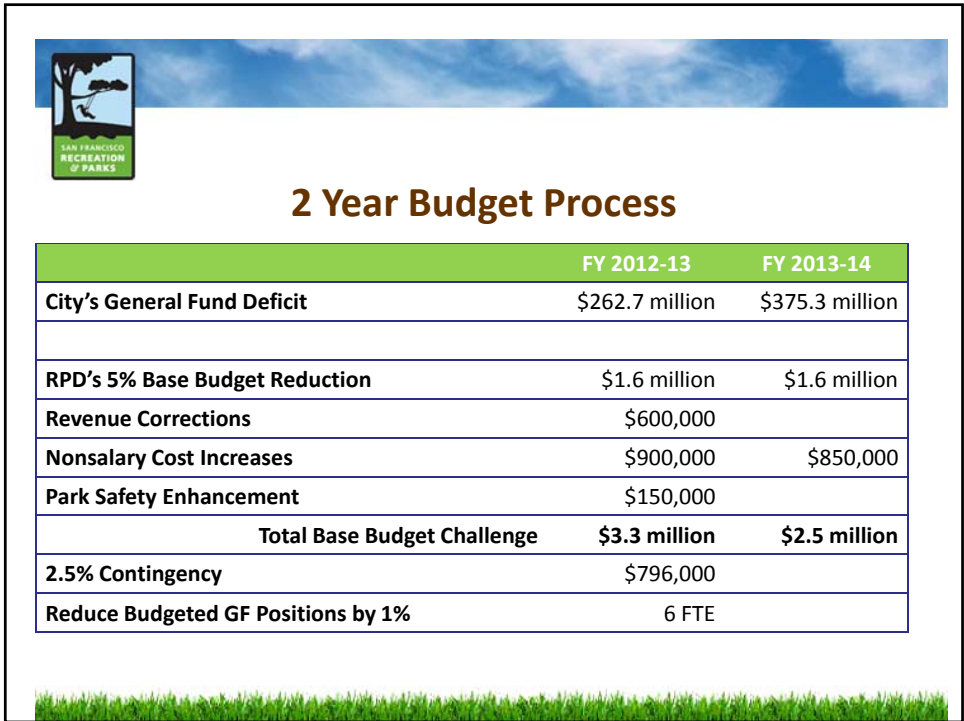
Recreation and Park Department

Recreation and Park Commission
 Budget Presentation
 January 19, 2012



2 Year Budget Process

	FY 2012-13	FY 2013-14
City's General Fund Deficit	\$262.7 million	\$375.3 million
RPD's 5% Base Budget Reduction	\$1.6 million	\$1.6 million
Revenue Corrections	\$600,000	
Nonsalary Cost Increases	\$900,000	\$850,000
Park Safety Enhancement	\$150,000	
Total Base Budget Challenge	\$3.3 million	\$2.5 million
2.5% Contingency	\$796,000	
Reduce Budgeted GF Positions by 1%	6 FTE	





Budget Balancing Principles



1. Preserve and promote our mission by creating a financially sustainable department.
2. Protect our ability to provide clean, safe, fun and well-maintained parks.
3. Protect our mission to provide healthy recreational choices. Provide low cost recreational opportunities and ensure that ability to pay never prevents participation.
4. Preserve our responsibility as environmental stewards.
5. Work with the community to enhance opportunities to support the department.
6. Preserve our citizen's capital investment in parks and facilities by identifying dedicated funding for maintenance.
7. Invest in user-friendly systems that improve access and enhance service delivery. Train and support RPD staff.

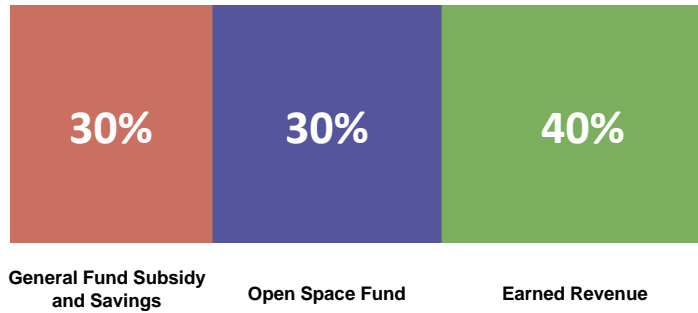



2011 – 2012 Budget = \$127.8 million

Operating Budget = \$119.4 million

Capital Budget = \$8.4 million

RPD has three primary sources of revenue.

Open Space & General Fund

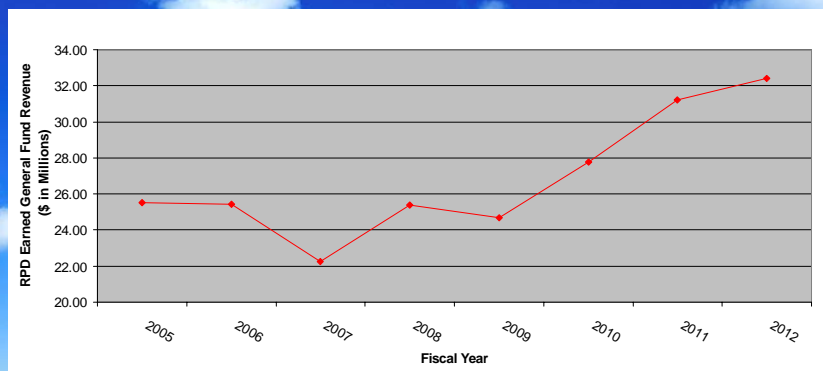
	'10 – '11 Budget	'11-'12 Budget
Open Space Fund	37.5 Million	38.9 Million
Prior Year Revenue and Savings	5.6 Million	4.4 Million
General Fund Subsidy	34.7 Million	34.1 Million
Total	\$77.8 Million	\$77.4 Million



Earned Revenue

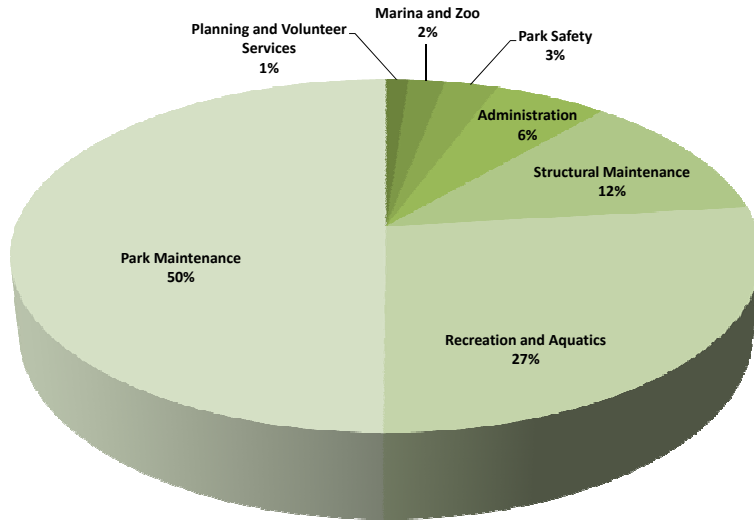
	'10 – '11 Budget	'11-'12 Budget
Garages/Paid Parking	9.6 Million	8.8 Million
Program Fees	1.9 Million	2.6 Million
Concessions & Citywide Rentals	9.6 Million	9.9 Million
Permits & Facility Rentals	4.5 Million	4.8 Million
Stadium	5.3 Million	6.3 Million
Golf (Non-GF Revenue)	12.7 Million	11.1 Million
Marina (Non-GF Revenue)	2.7 Million	2.3 Million
Other (Non-GF Revenue)	7.3 Million	4.6 Million
Total	\$46.3 Million	\$50.4 Million

RPD's Revenue Strategy is Working!

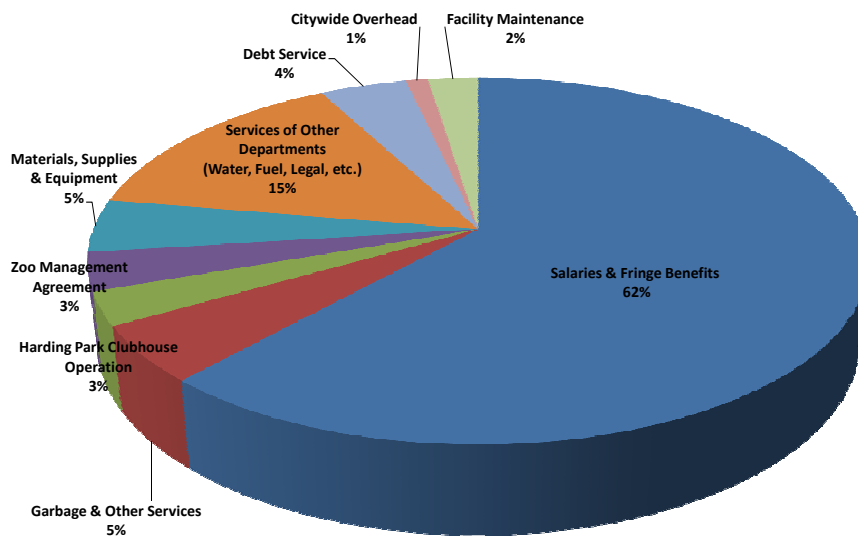


Earned GF Revenue Since FY 2005-06

Rec and Park Department Resource Allocation By Program



Rec and Park Department Resource Allocation By Type





Budget Outreach Plan

- All-staff meeting
- Two community budget meetings
- Labor/management meetings
- R&P Commission meetings
- PROSAC meeting
- Park advocate meetings
- Online citizen budget participation



Potential Budget Solutions

Revenue Enhancements

- Existing leases and concessions
- New leases and concessions
- Special events and permits
- Continued growth from enhanced rec programming

Operating Efficiencies

- Implement aquatics reorganization
- Continued growth of gardener apprentice program
- Participation in JobsNow 3 program
- Delayed hiring



Budget Timeline

January 19	Initial budget presentation to Commission
January	All staff meeting
January	Community Budget Meetings
February 2	Budget presentation to Commission's Operations Committee
February 7	PROSAC presentation
February 16	Commission considers budget
February 21	Budget due to Mayor's Office
June 1	Mayor submits budget to Board of Supervisors



Thank you!